



MESSAGE FROM THE PRESIDENT

Greetings All,

I'm writing this message on Valentine's Day. I know by the time you read this it will be long past, but I'd like to say Happy Valentines Day!

Maybe I should be saying Happy Spring....
There are so many things to be happy about for TFAM this spring.

All of our touring exhibits are being shown in galleries across Manitoba. We get great feedback on our exhibits. To be able to showcase and share our artwork is such a rewarding experience. If you haven't entered an exhibit yet, there is still time to enter this year's Exhibit 'Dual Impressions'.

Shifting Perspective will be the inaugural opening exhibit of Manitoba Arts Network's new location on Princess Street in Winnipeg. It will be shown for the month of March and the Joy exhibit will follow in April.
Manitoba Arts Network is a great organization that supports and connects rural communities with visual and performing artists. I

had the pleasure of being a board member with them for the past eight years, and saw firsthand the great work that they do. So having our exhibits hang in their new space is special.

I'm also happy that we are having more in person workshops this year. We enjoyed a tour of the Wardrobe dept. at the Royal Manitoba Theatre Centre in January, and a Studio Day in February. A great lineup of workshops are planned for the coming months...stay tuned.

We always look forward to seeing what you are doing and creating. Please be sure to send your pictures of whatever you are working on to TFAM for our monthly Show and Share.

Read on as this newsletter is full of all the latest happenings and information.

Enjoy!

Yvonne Rempel
TFAM President

NEWS

MARCH 2024

Volume 8 Issue 1

Newsletter Coordinator:

Dawn Piasta

Communications Coordinator:

Yvonne Carlson

Next Issue Deadline:

May 20, 2024

INSIDE THIS ISSUE

- 1 President's Message
- 2 Education Report
- 3 Guest Editorials
- 4 Introducing the Members

SPECIAL INTEREST

- 6 Postcard Event

TFAM HIGHLIGHTS

- 7 Tributes
- 7-8 Trip of a Lifetime
- 9 MTC Tour
- 10 HP Instant Ink
- 11 Go See an Exhibit
Ties That Bind Symposium
- 12 Made in Canada
- 13 TFAM Exhibit Schedule
- 14 Calls for Entry

Contact Us

TFAM EDUCATION REPORT

Submitted by: Theresa Shaw

It has certainly been an unusual winter so far. One day we're bundled up against wind, cold, and snow and the next we're enjoying balmy air and dry sidewalks. Then we're back to snow and cold. Preparing for changes in the weather, and in life, is both a talent and a skill. You need the right tools and the right attitude. The same is true of expressing our creativity. We need (and love) our tools, and we also need a positive, flexible and can do attitude to get our creative work done. I hope that you are feeling positive about your creative goals and that you will gather with us in the next few months to share that creative process.

Our virtual February Meet-Up on the 20th was a plan B moment as our guest speaker, Sandra Burling, needed to cancel at the last moment. Instead, we chatted about upcoming fibre events in Manitoba, notably the Birtle Arts Symposium birtlearts.ca and the Blue Hills Fibre Festival bluehillsfibrefest.ca, followed by a lively show and share. Show and share is a vital part of our mandate here at TFAM. We love to delight in our successes, commiserate with our challenges, and share in our love of all things fibre. Been to a great exhibit? Learned something new in a workshop? Finally finished a UFO? Please send in photos as soon as you see the TFAM Meet-Up zoom link in your inbox and then join us and tell us all about them.

UPCOMING TFAM PROGRAMS:

TFAM Talks are continuing in March and April. Join us for a series of conversations about natural fibre. Coming up are chats about linen and silk, the history of these fibres, their current use, and possible future in this crazy world of fast fashion and technological hybrid materials. Do you love natural fibres or are you all about the new and shiny? What do you love about them? How do you use them? The conversations will be on Zoom at 6:30-7:30 pm Central Time, on Thursday, March 14, and Thursday, April 11.

Our March Meet-Up will be on Tuesday, March 19th from 2:00-4:00 pm and will feature a presentation by textile artist, Karen Lukacs, on The Alchemy of Transforming Garments. Karen has been transforming reclaimed garments and discarded textiles for decades. Published in the first edition of Altered Couture magazine, Karen's creations are also found in the pages of Belle Armoire magazine. She's received awards, exhibited in galleries, and honed her skill set alongside several notable textile artisans. Karen's passion for seeing value in discarded textiles lends itself well to creating Art Wearables through upcycling garments. Inspired by her ancestors, Karen's maker story is as organic as her process of transforming thrift store resources. Through a curated visual presentation, Karen shares tips, tricks, and products she considers essential in her designer/maker toolkit.

karenlukacs.com

On Saturday, March 23rd, our very own Yvonne Rempel will be teaching a live, in person workshop entitled Wardrobe Remix. The workshop will take place at the Windsor Park branch of the Winnipeg Public Library from 10am - 4pm. Registration is now open on the TFAM website tfamartists.ca

Do you have clothing hanging in your closet that you would like to give new life to? Maybe it needs an alteration to make it fit your body. What about the sweater that is worn to death... let's make something new with it. What about a man's old wool suit jacket that no one wears? Let's repurpose it into a vest or maybe a skirt. An old puffer jacket can become a scarf or a vest. What about vintage finds that could be used in a different way? Let's have an interactive play day where we relook at items we have and make magic happen. Participants are asked to bring in several clothing items to consider, as well as a sewing machine and notions, as needed.

Registration is open now at tfamartists.ca

TFAM EDUCATION REPORT

(Continued from previous page)

The presentation planned for our February meet-up has been rescheduled to our virtual April Meet-Up on Tuesday, 16th at 6:00 pm. Sandra Burling will join us to speak about Women Helping Women, a cooperative formed to support incarcerated women in Manitoba who create beaded jewelry.

Our May Meet-Up will be held on Tuesday, May 21st from 2:00-4:00 pm on Zoom. Our focus for this meet-up is Portraits in Fibre. Several TFAM Members will give brief presentations on fibre artists they admire who specialize in portraits. Have you tried portraiture - of people, pets? Please send in your photos to share at this meet-up.

On Saturday, May 25th, we are hosting a live, in-person workshop on Creating Portraits in Fibre. Our very own Krista Zeghers will lead participants through the process of taking and selecting photos, designing a template or pattern, and determining a portrait style. Lots of ideas will be shared that will get you started on a project. Registration information will be available April 1st at tfamartists.ca

Information about all of our programming is shared on our website, through our email correspondence with members, and at our meet-ups. Thank you everyone for your participation in TFAM events and, as always, let us know what else you would like to see and do.

SKETCHBOOK REVIVAL 2024

Submitted by Krista Zeghers

For those of you who are interested in or got excited by sketchbooking at the TFAM September Retreat in 2023, please note that SKETCHBOOK REVIVAL 2024 is happening!

It's very exciting to share this news with you. A heads up that the workshop will not take place at its usual time in the spring this year. You'll have to wait a bit longer, but if you like to plan ahead please mark your calendars for the new date: SEPTEMBER 22, 2024

Sketchbook Revival is a free activity organized by Karen Arends since 2018. She has different Sketchbookers and Artists present throughout one month. Many different ideas are shared. A great way to see what can be done to spur your creativity. Check out Karen at her website <https://www.karenabend.com/about-me> or ask to belong to Sketchbook Revival on Facebook. Keep Creating!

PAT PAULEY WORKSHOP

Submitted by Carol Reimer

Improv Abstract Quilts: Line, Shape, Setting and Composition

I have always been interested in improv quilting, so finding this workshop by an international instructor was a thrill. Pat Pauley is very friendly, has a good sense of humour, and also an inspiring instructor. Her quilts are mesmerizing.

We had two very full days of intense instruction along with practical work. (It was also nice to see other members of the group, and their work on Zoom.) She critiqued our work very honestly which brought out the best in us. I enjoyed the line, shape and setting parts of the class the best. Composition is something I will have to continue to work on. Taking this class has made me want to go further and take more classes in improv quilting.

INTRODUCING THE MEMBERS

Barb Hunt

Barb Hunt has a Diploma in Art from the University of Manitoba, and an MFA in Fibres from Concordia University. Her textile work has been exhibited internationally and across Canada. She has been awarded Canada Council grants, and she taught visual art for over twenty years.



Louise Skonberg


Louise is a self taught felter using both needle and wet felting methods. She started exploring this method of art a year and a half ago during the pandemic and after making the decision to retire. She has been looking for a community of felt makers for a while and is so glad to have done so through Fiberfest!!!

Louise has made hats, slippers, purses, phone cases, pictures, and jewellery. She is also experimenting with weaving baskets!



Pat Moore

Pat is a wet felt artist who dabbles in other mediums.



INTRODUCING THE MEMBERS

Colleen Kostyshyn

Discovering her ability to recreate whatever she saw ignited her love and addiction to “create”. Colleen has worked in many mediums such as watercolour, pastel, acrylic, oil and most currently silk dyes. Fur or feathers, hooves or paws, from her own companion animals or from wild life have always fascinated her and this is where she has found the fuel for her creative passions.



Debbie Einarson

Three words that Debbie uses to describe herself: Quilter, embroiderer, and photographer. We think she is awesome!



Shelly Nicolle-Phillips

Shelly is a rug hooking artist living in Saskatchewan. She was born and raised in PEI and first picked up a hook in 2015 driven by a desire to create rugs like those hooked by her grandmother. With a desire to promote the tradition of hooking, Shelly created Hooked on the Prairies which has evolved into an engaging social media presence and website. Shelly's art has evolved from traditional designs into pieces inspired by the landscape and nature. Shelly creates depth and texture in her art by using a variety of colours and textures.



SPECIAL EVENT: STUDIO DAY POSTCARDS

Submitted by: Cathie Ugrin



On February 10, TFAM had our first Studio Day of 2024 at the Crescent Ford Rouge United Church in Winnipeg. It was so great to learn and connect with each other, in person, and even do a little shopping! Cathie brought bins of the donated upholstery fabric from Everitt Design, an assortment of cotton fabric from her own stash, and Yvonne Rempel brought a huge tub of silks – all to take away for free. There were also some books and notions, and most of us left with a few new goodies in our bags.

As TFAM is still collecting postcards for March 1, Yvonne Carlson gave a great demo on different ways and techniques to make these small pieces of art. At the end of the day, we had about a dozen new postcards to add to our collection.

Please feel free to keep making postcards for donation to Harvest Manitoba! You can send them to Yvonne Carlson at 578 Oak Street, Winnipeg, MB, R3M 3R6. There are several upcoming events in March and April where the venue will be selling them for us.




Yvonne Carlson showed Krista and Coreen's Dual Impressions pieces. Cathie did a Show and Share of her Pat Pauly Improv pieces, and Leona Schroeder blew us all away with her amazing Free Form crochet creations! Some of us worked on our Dual Impressions pieces, while others sewed or did hand-work. This is an informal day, so there was the usual sharing of information, techniques, inspiration and friendly chatter.

Theresa had also arranged for a fabulous SAQA exhibit for us all to admire.

Another Studio Day is planned for April 27 from 10 am to 4 pm – stay tuned for details!

Images from left to right: Antoinette and Cindy; Yvonne Carlson Demo overview; Yvonne Carlson Demo close-up; Leona's Crocheting; SAQA Exhibit.



Drifted Snow
SUSAN REED • NORTH HAVEN, CONNECTICUT
CANVAS • 40" x 30"

The art is all mine, but the field and fence had plenty of props from a recent blizzard. The wind has blown and sculpted the snow into undulating forms, leaving the earth in its path.

Grasses, obviously, pop, along the fence, all sticks hard, pointed, now-ridge sculptured, crunched from winter assault.


WINTER 2014 | QUINCY ARTS MAGAZINE

GNY

7

TRIP OF A LIFETIME (Cont'd)

Submitted by: Elaine Filyk



The trip was led by Marcy Tilton and Katherine Tilton (both Vogue Pattern Designers). With great trepidation I signed up to make the journey ALONE.

Twelve strangers arrived in Paris May 4, 2023. There was (1) Australian, (4) Canadians and (7) Americans; from 50 to 85. (the 85 year old wore Kitten Heels - the rest of us sensible sneakers).

An amazing itinerary was planned for us and for 12 days we were feasted on great conversation, Parisian food, wonderful people watching and specially selected exhibitions and private tours with couture as the focus. We experienced the Porte Danves flea market, Marche Biologique organic and craft market, food tour in the Marais, Faith Ringold exhibit at the Picasso Museum, Kimono Exhibit (on loan from the V & A), Dior Museum, Palais Royal, YSL Museum, etc.

One fascinating shop was at *Palais Royal Sophie Hong's*. Sophie is a Tiawan born designer whose clothing is made out of silk processed by an ancient Chinese technique of curing the silk in special soil for long periods of time. I could have walked out with any of the garments but my credit card would have cried. Check out her website sophiehong.com.

Another highlight was an evening with a Dominique Fallacker a fashion historian who previously practiced law in Paris for many years. When she retired from law she was asked to manage a shop at Palis Royal called 'Le Petite Robe

Noir'. Naturally the small exclusive shop (available only by personal appointment) carried only black Couturier dresses. We had an amazing evening with her as she discussed the rise and fall of Couturier fashion. She brought a number of her personal Couturier dresses and let us examine them and their construction.

Naturally the group was looking for buttons, fabric and notions. On a couple of occasions we enjoyed the Tilton sisters' knowledge of their favourite haunts for these treasures.

Lots of fabulous fabric, antique buttons and any kind of ribbon or trim you could possibly want or think you might need.

And as I have found when you have a common interest it often leads to lifetime friendships. Last spring I had lunch with one of the trip friends from Pender Island when on the West Coast and this fall one of the gals from the trip (a professor of Costume Design from Chicago) joined me in Toronto to see the World of Threads Show.

Travel is a gift of knowledge and friends around the world.



Behind the Scenes at the Manitoba Theatre Centre (MTC)

Submitted by Heather Glaser



A behind the scenes tour of the Manitoba Theatre Centre (MTC) was made available to TFAM members which took place on January 26, 2024. Twelve members met at MTC for the tour.

We were given a quick history of MTC which has a seating capacity of 785 and officially opened as MTC in 1970. MTC produces six mainstage productions annually. We learned MTC was designed in the architectural style of Brutalist with its exposed concrete sculptural form, an informal interior theatre space and a foyer originally conceived to balance large gatherings and smaller intimate groups in the same space. MTC is one of Canada's most important small-scale Brutalist designs.

The tour continued to the workshop where the stage sets are constructed. The room was huge with a high ceiling to accommodate stage sets of any size including full size buildings. Next was the costume and wardrobe area (our favourite). They have storage areas where they stock certain costumes but many costumes need to be made from scratch and include any and all kinds of fabrics. Some productions required less work than others. For instance, some productions go from city to city so the wardrobe doesn't need to be created from scratch, however, often the actors don't come with the show so the costumes need to be altered to fit each new actor.

Our eyes feasted on the variety of fabrics and materials we saw and we learned a few tricks along the way. For instance, it would take too long to bead a garment so they use paint to make the beads and surprisingly the paint looked like real beads. There is a broad spectrum of costumes including period pieces to modern. Some of the costumes and/or fabrics are shopped for worldwide. For instance for the production of *The Sound of Music*, lederhosen for the men and boys and Dirndl dresses for the girls were brought in from Germany.

We spent quite a bit of time listening to how they manage the wardrobe area. One coat in particular was highlighted. The dye job on the coat was amazing and was meant to be for a grim reaper/grave digger and we learned the fabric was simply dyed denim. We couldn't believe it!

Then they took us to the dye room and explained the processes they use to dye all kinds of fabrics. Some dyes are small jobs and some are huge. There were mechanisms to accommodate many yards of fabric. The tour was very interesting and well worth the time spent. After the tour we went for lunch.

How to Use the HP Instant Ink Service (Canada)

Submitted by Heather Glaser

At the retreat in October I was asked to write a short article on how the HP Instaprint service works. HP Instant Ink is a service provided for HP printers. This is how ithe program works:

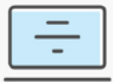
There are several plans to choose from. I'm enrolled in the plan where I can print up to 100 pages a month and the price is \$8.79 a month. Your printer is connected via Wi-Fi. As you use your printer, HP can see how much ink is left in your cartridges and when they see the ink is getting low, they automatically send a new cartridge in a postage paid box that you will send your old cartridges back in. So over the course of a year my cost for ink is \$105.48. To buy just one card with two cartridges on it is approximately \$100.00. Using this plan, I never have to worry about running out of ink. I've been doing this now for about three years and it's definitely more cost-effective than buying cartridges. The downside of course is that it only works with HP printers but you can have any brand of computer or laptop.

So in a nutshell, printing plans are based on the number of pages. There are several plans available. Whether you are printing colour, black and white, or photos, the cost is all about the number of pages you print. When you print more, choose to upgrade or pay as you go. Your printer automatically orders more ink before your ink levels are low.

If anyone enrolls using this link try.hpinstantink.com/MhtgP they apparently get the first month free.

Additional Details: <https://www.hp.com/ca-en/shop/offer.aspx?p=hp-instant-ink>

How it works



Select a printing plan

Print a little or a lot—there's an option for everyone. Your subscription includes ink or toner, hassle-free delivery, and prepaid recycling.



We ship you ink or toner at no extra cost

When ink or toner levels are low, we automatically ship a new cartridge. Cartridges are shipped before you need them, so you never run out.



Enjoy total flexibility

You can cancel or change your plan anytime. If you don't use all of your pages, they automatically rollover to the next month.

ITEMS OF INTEREST

TFAM Exhibits at Manitoba Arts Network

TFAM is thrilled and honoured to show *Shifting Perspective* as the inaugural exhibit at the Manitoba Arts Network's new space in Winnipeg's Exchange District! TFAM artists are scheduled to present a First Friday Artist Talk on March 1 at 7 pm, about TFAM and this inspiring exhibit. MAN will sell our postcards for donation throughout the exhibit run with all proceeds going to Manitoba Harvest. They are also offering to sell TFAM individual artists' work (not wall hanging and small pieces) for the months of March and April 2024. Please contact Kait at admin@mbartsnet.ca if interested.

JOY will be the featured exhibit at MAN for the month of April with another First Friday Artist Talk on April 5 at 7 pm. Come check out this fabulous new space located at 210 Princess Street in Winnipeg, enjoy seeing the exhibits and consider joining in as part of the Artist Talks on March 1 and April 5.

Please contact tfamartists@gmail.com for more information.

2024 Fibre Art Symposium

Early Registration Deadline April 1, 2024

Ties That Bind
2024 FIBRE ART SYMPOSIUM

JUNE 1st & 2nd in BIRTLE, MB

Shibori Dyeing with Indigo Workshop
with Tamara Klassen

FEATURED SPEAKERS:

YVONNE CARLSON	CATHIE UGRIN	SHELLY NICOLLE -PHILLIPS
DEBORAH TACAN		THERESA SHAW

EXHIBITS

- TFAM's "TEXTURAL DIMENSION" exhibit
- Preview of TFAM's 2024 exhibit "DUAL IMPRESSIONS"
- "52 YARNS OF LYME - The Lyme Dis-Ease Series" exhibit by Susan Griffin

REGISTRATION:

April 1st, 2024 or earlier: \$220 **After April 1st, \$250 /person**

Includes: All event speakers • Indigo Dye Workshop • Pre-event Meet and Greet • Several demos • All meals (2 continental breakfasts, 2 lunches, and Saturday banquet)

Online registration, event details, and accommodation options at www.birtlearts.ca/fibreart

If you have questions or to contact directly to register, please email info@birtlearts.ca or call Shonda 204-773-0670

www.BirtleArts.ca/fibreart

Logos: CONSEIL DES ARTS DU MANITOBA ARTS COUNCIL, Birtle Centre for the Arts, CO-OP Twin Valley, TFAM, MANITOBA CRAFT COUNCIL

ITEMS OF INTEREST

GO SEE AN EXHIBIT!

Submitted by: Theresa Shaw

Mimicry and Adaptation: Tracking the Influence of Traditional Ukrainian Clothing on Western Fashion

Oseredok: Ukrainian Cultural and Educational Centre. Winnipeg, MB

November 14 - March 15, 2024

This exhibition celebrates the rich and diverse history of Ukrainian fashion, showcasing the evolution of style, craftsmanship, and creativity that has marked this country's contribution to the global fashion landscape. "Mimicry and Adaptation" will take you on a visual journey through the centuries, from traditional Ukrainian garments and embroidery to contemporary Western haute couture and ready-to-wear collections. This exhibition, guest curated by collector Natalka Chomiak, is an exclusive look at a wide array of never-before-seen items from the Oseredok Museum collection, the Manitoba Crafts Museum, the Costume Museum of Canada, and from private textile and garment collections across Canada.

the quilt show:

From the Collections of the Manitoba Crafts Museum and Library

Event Date • March 1, 2024 12:00 pm - April 27, 2024 4:00 pm

Opening Reception • March 1, 2024. 6pm - 9pm

Showcasing over 15 full size bed quilts and woven blankets, along with several smaller art quilts, and quilting samples, all from the MCML collection. www.c2centreforcrafft.ca



Made in Canada: Sustainable Fibre Arts 2024

September 19 - 23, 2024

Gros Morne National Park - NL

The Craft Council of Newfoundland and Labrador through the provincial Year of the Arts initiative has the pleasure to announce the

Made in Canada: Sustainable Fibre Arts Conference 2024. The Conference is taking place from September 19 to 23, 2024, in Gros Morne National Park, a UNESCO World Heritage Site, in Newfoundland and Labrador, Canada.

Registration is now open get all the details on the website at:

<https://www.fibrearts2024.ca>

REGISTER NOW!



TFAM EXHIBIT SCHEDULE

Submitted by Cathie Ugrin

RIVER

River has completed its three year, very successful run at Golden Prairie Arts in Carmen, MB. Cathie will be in touch over the next few weeks about getting the artwork back to the artists.

Despite the pandemic, River showed at thirteen different venues from June 2020 to January/ February 2024. Thanks to all the participating artists for the incredible artwork!

SHIFTING PERSPECTIVE

March 1 – 29, 2024

(Artist Talk on March 1 at 7 pm for First Friday.)
Manitoba Arts Network
210 Princess Street, Winnipeg, MB

September 1 – November 30, 2024

Tiger Hills Arts
103 Broadway Street, Holland, MB

JOY

March 1 – March 29, 2004

Manitou Opera House
325 Main Street, Manitou, MB

April 1 – 30, 2024

(Artist Talk on April 5 at 7 pm for First Friday.)
Manitoba Arts Network
210 Princess Street, Wpg, MB

June 28 – July 23, 2024

(Artist Talk – date to be confirmed.)
Wasagaming Community Arts
110 Wasagaming Drive,
Wasagaming, MB

TEXTURAL DIMENSION

March 1 – April 30, 2024

United Community Arts
148 Moffat Avenue,
Pilot Mound, MB

June 1 – 30, 2024

Birtle Centre for the Arts
160 Centre Street, Birtle, MB

DUAL IMPRESSIONS

June 1 and 2, 2024

Birtle Fibre Art Symposium
Birtle, MB

August 10, 2023

Eleanor Rose Outdoor Quilt Show
Kelwood, MB

September 4 – October 30, 2024

Charleswood Library
4910 Roblin Blvd., Winnipeg, MB

SAQA RESOURCES

Through the Affiliate membership that TFAM holds with SAQA (Studio Art Quilt Associates), all members are given access to the amazing resources that SAQA has to offer.

HOW TO ACCESS.

Login on **SAQA website**
Login information has been sent to all TFAM members.

CALL FOR ENTRY

Submitted by: Theresa Shaw

Refer to individual websites for more details on dates and entry requirements. There are many more opportunities available online by searching for individual quilt or art organizations.

June 1-30, 2024

ARTwear

What does the title of this call bring to mind? If it's only clothing, you're mistaken. We are looking for artful pieces made with fibre and/or constructed using fibre or textile techniques. And, yes, jewelry and accessories are included in this call (hats, scarves, shoes, etc.). Take a look at the technique list on the Fiber Art Now website and get inspired, fiberartnow.net. Juried artwork will be featured in the Fall 2024 issue of Fiber Art Now and selected works will be eligible for an onsite exhibition.

www.fiberartnow.net

August 1-31, 2024

Excellence in Fibers X

This Excellence In Fibers is our 10th anniversary exhibition, bringing the best of current international fibre and textiles to a growing global fibre art community. Artists are encouraged to push the boundaries in the areas of installations, sculpture, vessels, wall/floor works, and wearable art.

The exhibition will be featured in the winter 2024–2025 issue of Fiber Art Now to be released in early January 2025. Selected artwork will be eligible for the onsite exhibition at the Schack Art Center in Everett, Washington, January 15 through February 14, 2026. www.fiberartnow.net

Artfest 2024 Art Show

Sponsored by Crescent Fort Rouge United Church

Deadline for written application:

March 30, 2024

www.crescentfortrouge.ca

“Possibilities” is the theme of this year’s Artfest. Open to all painters, sculptors, assemblage artists, photographers, fabric artists, potters, printmakers – this is for professionals, amateurs and Sunday artists.

Friday 26 April 7:00 – 10:00 p.m.
(opening reception and performance by Café Rouge)

Saturday 27 April 11:00 – 5:00 p.m.

Sunday 28 April 12:00 - 3:00 p.m.

(performance by Adele Wilding)

Other sources for information about exhibit opportunities:

www.creativemanitoba.ca

www.manitobaartsnetwork.ca

www.saqa.com (for members only)

and www.lyrickinard.com has an extensive list of calls for entry in US.

If you have any news or information about fibre related exhibits in your area, please contact us at tfamartists@gmail.com

CONTACT US

Email: tfamartists@gmail.com

Webpage: www.tfamartists.ca

Instagram: www.instagram.com/tfamartists

Facebook: www.facebook.com/TFAMartists

Facebook (Members Only): www.facebook.com/groups/1669208509877992